



SS34C Schottky Barrier Diode 40VRRM 20VRRM SMC Package Schottky Barrier Rectifiers

Our Product Introduction

Basic Information

- Place of Origin: Shenzhen, Guangdong, China
- Brand Name: SOCAY
- Certification: REACH,RoHS,ISO
- Model Number: SS34C
- Minimum Order Quantity: 3000PCS
- Price: Negotiable
- Delivery Time: 5-8 work days



Product Specification

- Name: Schottky Barrier Diode
- Rectifiers Package: DO-214AAB/SMC
- Max. VRRM: 40V
- Max. VRMS: 28V
- Product Max. VDC: 40V
- Max. VF At 3A: 0.5V
- R θ JL: 15 /W
- R θ JA: 110 /W
- Highlight: **SS34C, SS34C Schottky Barrier Diode, SMC Package Schottky Barrier Rectifiers**



for more products please visit us on socaydiode.com

Product Description

SS34C Schottky Barrier Diode 40VRRM 20VRRM SMC Package Schottky Barrier Rectifiers

[SS34C Schottky Barrier Diode DATASHEET: SS32C_SS320C\(SMC\)_v2311.1.pdf](#)

SS34C Schottky Barrier Diode Characteristics:

SS34C Schottky Barrier Diode Plastic package has Underwriters Laboratory Flammability Classification 94V-0.

For SMC package applications in order to optimize board space.

This component has low power loss, high efficiency.

SS34C has high surge capacity.

Lead free in compliance with EU RoHS 2.0.

Green molding compound as per IEC 61249 standard.

The Following is SS34C Schottky Barrier Diode Mechanical Data:

SS34C Case: JEDEC DO-214AB or SMC molded plastic.

Component Terminals: Solder plated, solderable per MIL-STD-750, Method 2026.

The Approx. Weight: 0.0082 ounces, 0.2325 grams.

Product Polarity: Color band denotes cathode end.

Component Standard packaging: 16mm tape (EIA-481).

Maximum Ratings and Electrical Characteristics of SS34C Schottky Barrier Diode:

Ratings at 25 °C ambient temperature unless otherwise specified. Resistive or inductive load.

| Parameter | Sym bol | SS3 2C | SS3 3C | SS34C | SS3 5C | SS3 6C | SS3 8C | SS31 0C | SS31 5C | SS32 0C | Unit | |
|--|------------|-------------|-----------|-------------|-------------|-------------|-----------|------------|------------|------------|------|----|
| Diode Maximum Recurrent Peak Reverse Voltage | VRRM | 20 | 30 | 40 | 50 | 60 | 80 | 100 | 150 | 200 | V | |
| Diode Maximum RMS Voltage | VRMS | 14 | 21 | 28 | 35 | 42 | 56 | 70 | 105 | 140 | V | |
| Diode Maximum DC Blocking Voltage | VDC | 20 | 30 | 40 | 50 | 60 | 80 | 100 | 150 | 200 | V | |
| Diode Maximum Average Forward Current | IF(AV) | 3 | | | | | | | | | A | |
| Peak Forward Surge Current : 8.3ms Single Half Sinewave Superimposed on Rated Load | IFSM | 100 | | | | | | | | | A | |
| Maximum Forward Voltage at 3A (Note 1) | VF | 0.5 | | | 0.74 | | 0.8 | | 0.9 | | V | |
| Maximum DC Reverse Current at Rated DC Blocking Voltage | TJ=25 | IR | | | 0.2 | | 0.05 | | | | mA | |
| | TJ=100 | | | | 20 | | 1 | | | | | |
| Diode Typical Thermal Resistance | (Note 2) | RθJL | | | | | | | | | 15 | /W |
| | (Note 3) | RθJA | | | | | | | | | 110 | |
| Operating Junction Temperature Range | TJ | -55 to +125 | | -55 to +150 | | -65 to +175 | | | | | | |
| Diode Storage Temperature Range | TSTG | -55 to +150 | | | -65 to +175 | | | | | | | |

Notes:1. Pulse Test with PW =300µsec, 1% Duty Cycle.

2. Mounted on a FR4 PCB, single-sided copper, with 100cm² copper pad area.

3. Mounted on a FR4 PCB, single-sided copper, mini pad.

SS34C Schottky Barrier Diode Rating and Characteristic Curves:

Fig1. Typical Forward Characteristics:

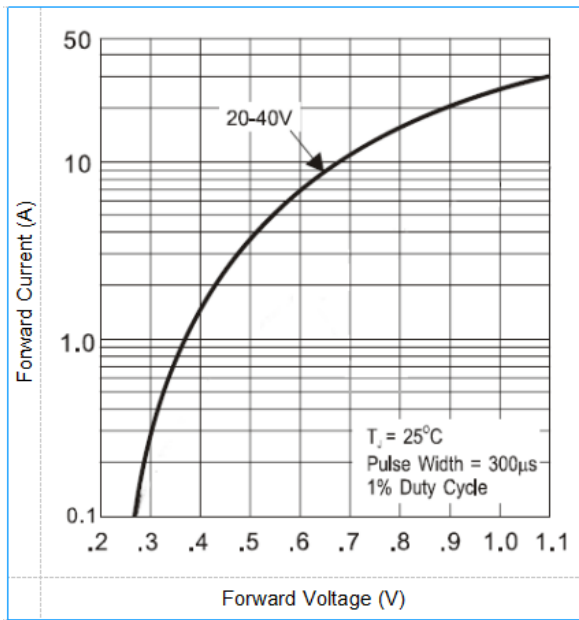
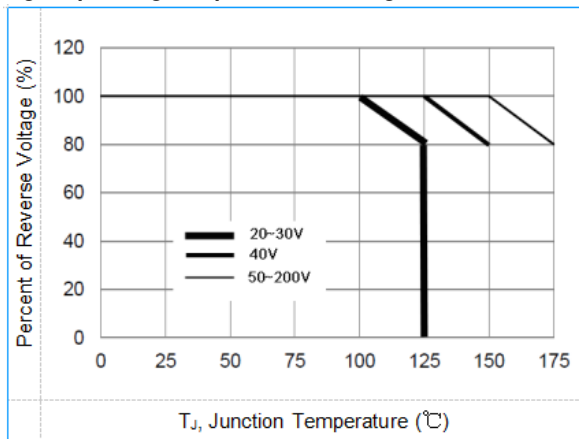
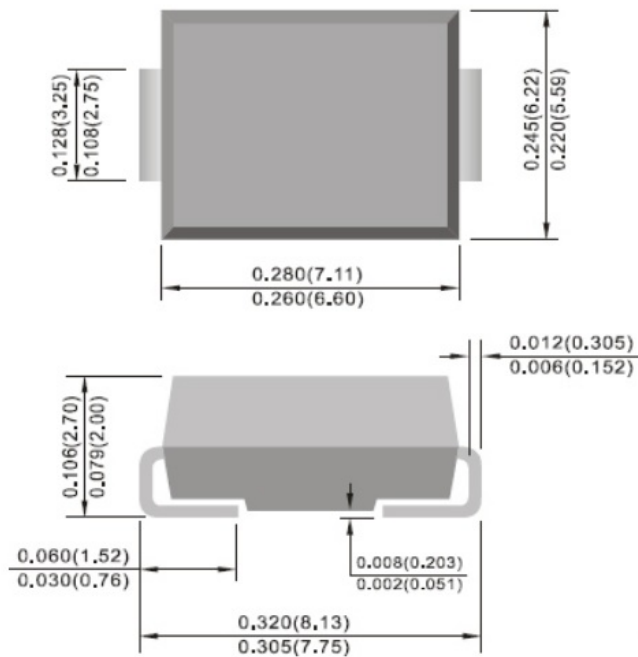


Fig2. Operating Temperature Derating Curve:




SS34C Schottky Barrier Diode SMC/DO-214AB Package Outline (Unit:inch(mm)):



Packaging Information:

| Part Number | Component Package | Quantity | Packaging Option |
|-------------|-------------------|----------|----------------------|
| SS32C SS34C | SMC/DO-214AB | 3000 PCS | per 13" plastic Reel |

800 PCS per 7" plastic Reel



 **Shenzhen Socay Electronics Co., Ltd.**



+8618126201429



sylvia@socay.com



socaydiode.com

4/F, Block C, HeHengXing Science & Technology Park, 19 MinQing Road, LongHua District, Shenzhen City,
GuangDong Province, China